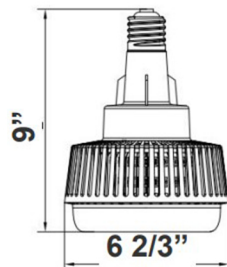


LED High Power Lamps



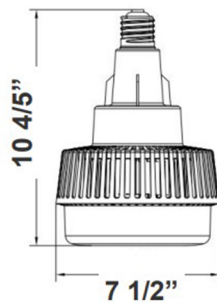
A.



9"(H) x 6 2/3"(W)



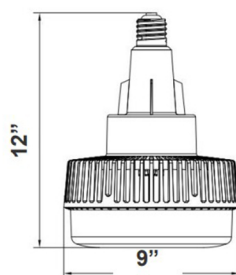
B.



10 4/5"(H) x 7 1/2"(W)



C.



12"(H) x 9"(W)

Wattage

60W / 75W / 100W / 120W / 140W

Voltage Input

120-277V AC / 50~60 Hz

Efficacy

108-150 LPW

Finish

Plastic Housing

Beam Angles



120°

Color Temperatures



3000K



5000K

Features



Accessory

HPL-HB
Optional PC Reflector

Catalog No.	Fig.
HPL-HB-60W-50K-E39	A.
HPL-HB-75W-50K-E39	B.
HPL-HB-100W-50K-E39	C.
HPL-HB-120W-50K-E39	C.
HPL-HB-140W-50K-E39	C.